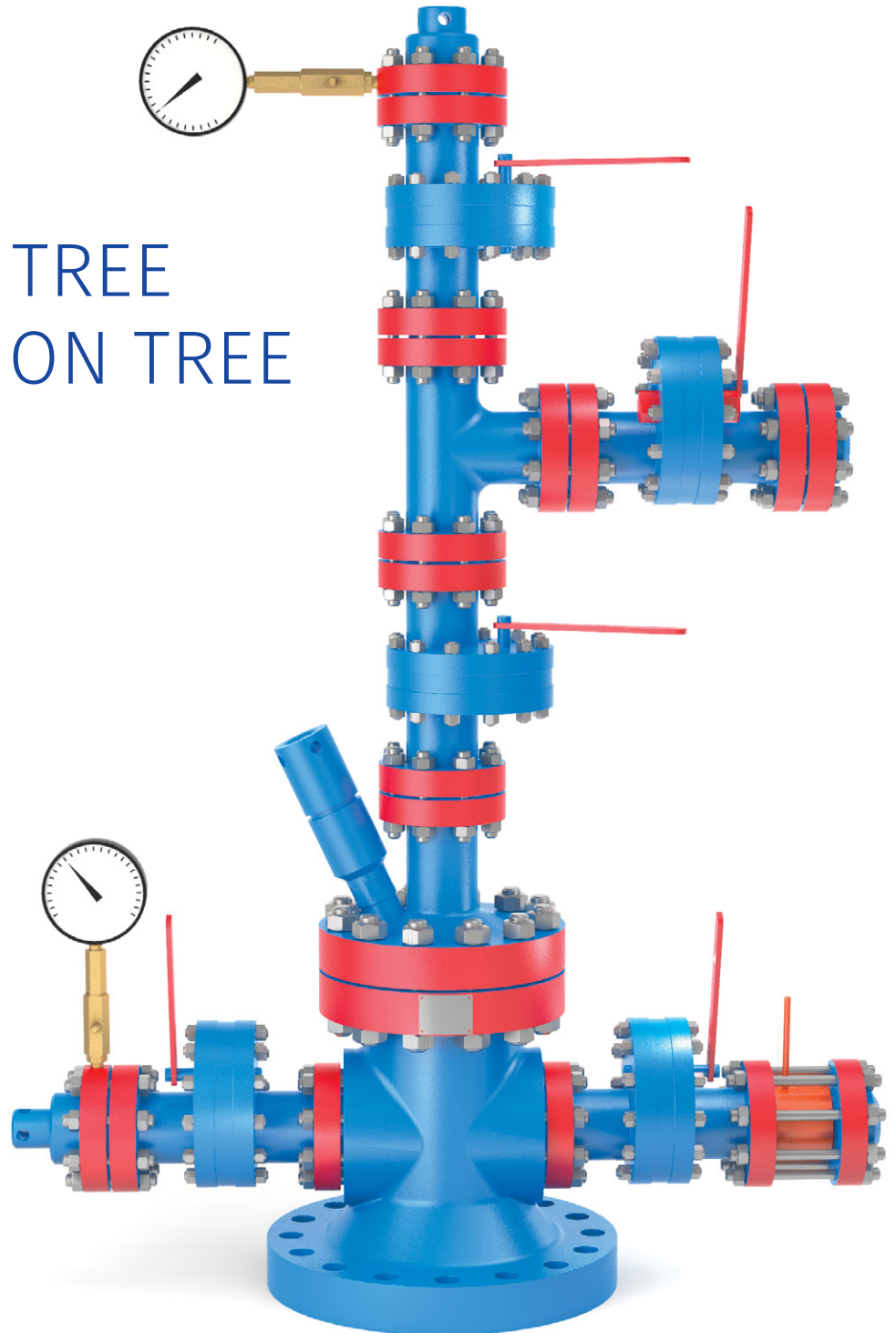





CHRISTMAS TREE AND INJECTION TREE




Flowing wellhead equipment (Xmas Tree) AFK1 (SH)-65 (80,100)x21 (14,35)K1(K2)

1




Injection wellhead equipment ANK1(SH)-65(80,100) x21(14,35)K1(K2)

2




Injection wellhead equipment 2ANKSH-65x21(14,35) K1(K2)M




3





Injection wellhead equipment, Small Size, ANK(SH)-65x21(14)K1(K2)M1


4




| | | 1 | 2 | 3 | 4 |
|---|---|--|--|--|--|
|  | Operating pressure, psi | 2.031, 3.046, 5.076 | 2.031, 3.046, 5.076 | 2.031, 3.046, 5.076 | 2.031, 3.046 |
|  | Nominal inside diameter, in | | | | |
| | X-tree hole | 2.56, 3.15, 3.94 | 2.56, 3.15, 3.94 | 1.575, 2.56, 3.15, 3.94 | 2.56 |
| | Lateral outlets | 1.97, 2.56, 3.15, 3.94 | 1.97, 2.56, 3.15, 3.94 | 1.97, 2.56, 3.15, 3.94 | 2.56 |
| | String head lateral outlets | 1.97, 2.56 | 1.97, 2.56 | 1.97, 2.56 | 2.56 |
|  | Connecting Thread | | | | |
| | To pipes of the Tubing String according GOST 632-80 | Tubing String 73, Tubing String 89 | Tubing String 73, Tubing String 89 | Tubing String 48, Tubing String 60, Tubing String 73, Tubing String 89 | Tubing String 48, Tubing String 60, Tubing String 73 |
| | To casing strings (for M2, M3) GOST 632-80 | Casing, 146, 168, 178 OTTM 146, 168, 178 | Casing, 146, 168, 178 OTTM 146, 168, 178 | Casing, 146, 168, 178 OTTM 146, 168, 178 | Casing, 146, 168, 178 OTTM 146, 168, 178 |

 Operating temperature

 Individual approach to Customer subject to operating conditions, options and the materials used

 Use in the design of extra leak proof gate valves

 Reliable operation in corrosive media