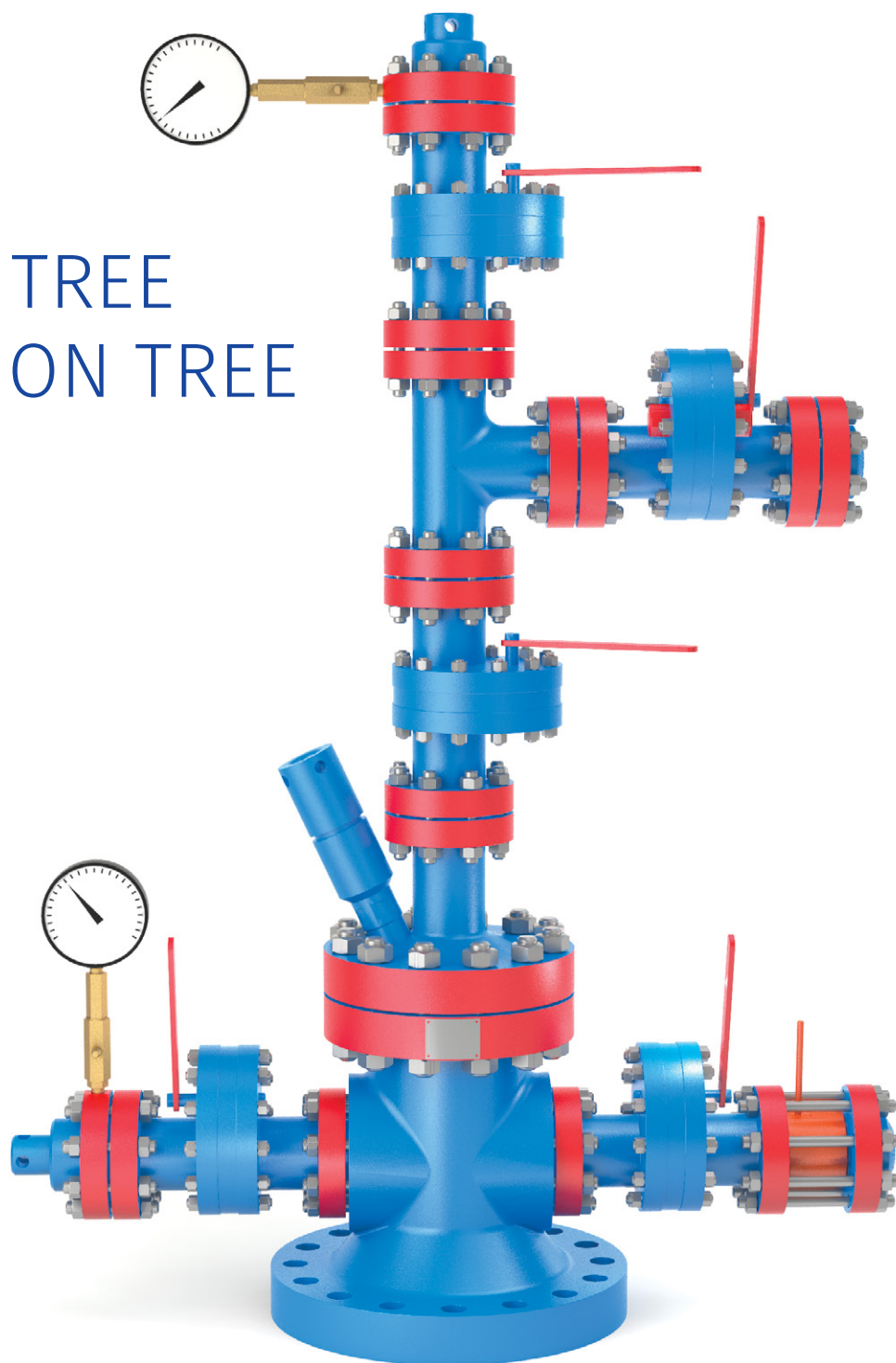





CHRISTMAS TREE AND INJECTION TREE




Flowing wellhead equipment (Xmas Tree) AFK1 (SH)-65 (80,100)x21 (14,35)K1(K2)

1




Injection wellhead equipment ANK1(SH)-65(80,100) x21(14,35)K1(K2)

2




Injection wellhead equipment 2ANKSH-65x21(14,35) K1(K2)M




3





Injection wellhead equipment, Small Size, ANK(SH)-65x21(14)K1(K2)M1


4




		1	2	3	4
	Operating pressure, psi	2.031, 3.046, 5.076	2.031, 3.046, 5.076	2.031, 3.046, 5.076	2.031, 3.046
	Nominal inside diameter, in				
	X-tree hole	2.56, 3.15, 3.94	2.56, 3.15, 3.94	1.575, 2.56, 3.15, 3.94	2.56
	Lateral outlets	1.97, 2.56, 3.15, 3.94	1.97, 2.56, 3.15, 3.94	1.97, 2.56, 3.15, 3.94	2.56
	String head lateral outlets	1.97, 2.56	1.97, 2.56	1.97, 2.56	2.56
	Connecting Thread				
	To pipes of the Tubing String according GOST 632-80	Tubing String 73, Tubing String 89	Tubing String 73, Tubing String 89	Tubing String 48, Tubing String 60, Tubing String 73, Tubing String 89	Tubing String 48, Tubing String 60, Tubing String 73
	To casing strings (for M2, M3) GOST 632-80	Casing, 146, 168, 178 OTTM 146, 168, 178	Casing, 146, 168, 178 OTTM 146, 168, 178	Casing, 146, 168, 178 OTTM 146, 168, 178	Casing, 146, 168, 178 OTTM 146, 168, 178

 Operating temperature

 Individual approach to Customer subject to operating conditions, options and the materials used

 Use in the design of extra leak proof gate valves

 Reliable operation in corrosive media